

**SAMSUNG**  
Climate Solutions



**WindFree™ 4way Cassette**

# WindFree™ 4way Cassette

- WindFree™ Cooling mode.
- Four-way air supply via independently adjustable blades.
- Built-in humidity sensor.
- Built-in condensation drain pump.

- Predisposition of the air inlet to let fresh air in.
- Can be controlled by Smartphone via Wi-Fi Kit (Optional).
- Motion Detect Sensor (Optional).
- Air Purification Panel, Auto Elevation Panel (Optional).



## Specifications

Model		Outdoor Indoor	AC052RXADKG/EU AC052RN4DKG/EU	AC071RXADKG/EU AC071RN4DKG/EU	AC100RXADKG/EU AC100RN4DKG/EU	AC100RXADNG/EU AC100RN4DKG/EU
<b>Electrical</b>						
Power Supply	Outdoor	Φ, #, V, Hz	1Φ, 2, 220–240 V, 50 Hz	1Φ, 2, 220–240 V, 50 Hz	1Φ, 2, 220–240 V, 50 Hz	3Φ, 4, 380–415 V, 50 Hz
	Indoor	Φ, #, V, Hz	1Φ, 2, 220–240 V, 50 Hz	1Φ, 2, 220–240 V, 50 Hz	1Φ, 2, 220–240 V, 50 Hz	1Φ, 2, 220–240 V, 50 Hz
MCA	System (Outdoor/Indoor)	A	17.5 (16.5 / 1.0)	17.5 (16.5 / 1.0)	25.0 (24.0 / 1.0)	17.1 (16.1 / 1.0)
MFA	System	A	20.6	20.6	30.0	20.0
Minimum SSC value	Outdoor	MVA	Not Applicable	Not Applicable	1.4	2.5
Interconnecting Communication Cable		mm <sup>2</sup>	Screened 0.75-1.5mm <sup>2</sup> , 2 Core, F1 F2 Connection			
<b>Performance<sup>1</sup></b>						
Nominal Cooling Capacity	Total Cooling (Sensible Cooling)	kW	5.0 (4.0)	7.1 (5.1)	10.0 (7.8)	10.0 (7.8)
UK Cooling Capacity	Total Cooling (Sensible Cooling)	kW	4.8 (3.9)	6.7 (4.9)	9.5 (7.4)	9.5 (7.4)
Nominal Heating Capacity		kW	6.0	8.0	11.2	11.2
Operating Temperature Range	Cooling	°C	-15.0 – 50.0 °C	-15.0 – 50.0 °C	-15.0 – 50.0 °C	-15.0 – 50.0 °C
	Heating	°C	-20.0 – 24.0 °C	-20.0 – 24.0 °C	-20.0 – 24.0 °C	-20.0 – 24.0 °C
<b>Energy Efficiency<sup>2</sup></b>						
Rated Efficiency	EER (Nominal Cooling)	W/W	3.50	2.98	2.92	3.01
	COP (Nominal Heating)	W/W	4.03	3.27	3.61	3.69
Seasonal Efficiency	SEER / Energy Label	W/W	7.6 / <span style="color: green;">A++</span>	6.7 / <span style="color: green;">A++</span>	7.0 / <span style="color: green;">A++</span>	7.0 / <span style="color: green;">A++</span>
	SCOP / Energy Label	W/W	4.3 / <span style="color: green;">A+</span>	4.2 / <span style="color: green;">A+</span>	4.3 / <span style="color: green;">A+</span>	4.3 / <span style="color: green;">A+</span>
<b>Air Flow Rate</b>						
Indoor Unit Airflow Rate	H/M/L	l/s	250 / 233.3 / 216.6	325 / 275 / 241.6	517 / 417 / 317	517 / 417 / 317
Outdoor Unit Airflow Rate		l/s	667	850	1,200	1,200
<b>Piping Connections</b>						
Liquid Pipe		ø, mm (inch)	6.35 (1/4)	6.35 (1/4)	9.52 (3/8)	9.52 (3/8)
Gas Pipe		ø, mm (inch)	12.7 (1/2)	15.88 (5/8)	15.88 (5/8)	15.88 (5/8)
Drain Pipe		ø, mm	VP-25(OD32, ID25)	VP-25(OD32, ID25)	VP-25(OD32, ID25)	VP-25(OD32, ID25)
Max Piping Length (Height)		m	30 (20)	50 (30)	50 (30)	50 (30)
<b>Refrigerant</b>						
Type			R32 (Fluorinated greenhouse gas, GWP=675)			
Factory Charging		kg	1.2	1.7	2.7	2.7
		tCO <sub>2</sub> e	0.81	1.15	1.82	1.82
Precharge to		m	10	15	30	30
Additional Charge		g/m	15	25	50	50
<b>Sound</b>						
Indoor Sound Pressure Level	H/M/L	dB(A)	33 / 31 / 29	36 / 33 / 29	44 / 39 / 33	44 / 39 / 33
Indoor Sound Power Level		dB(A)	39	53	61	61
Outdoor Sound Pressure Level	Cooling / Heating	dB(A)	48 / 48	49 / 51	52 / 54	52 / 54
Outdoor Sound Power Level		dB(A)	62	65	69	69
<b>Dimensions</b>						
Net Weight	Indoor Unit/Outdoor Unit	kg	14.5 / 43.0	14.5 / 51.0	18.0 / 75.0	18.0 / 74.0
Indoor Unit Net Dimensions	W x H x D	mm	840 x 204 x 840	840 x 204 x 840	840 x 288 x 840	840 x 288 x 840
Outdoor Unit Net Dimensions	W x H x D	mm	880 x 638 x 310	880 x 798 x 310	940 x 998 x 330	940 x 998 x 330
<b>Drain Pump</b>						
Max Lifting Height / Displacement		mm / litres/h	750 / 24	750 / 24	750 / 24	750 / 24
<b>Default Panel (PC4NUFMAN)</b>						
Net Weight		kg	6.3	6.3	6.3	6.3
Net Dimensions	W x H x D	mm	950 x 48 x 950	950 x 48 x 950	950 x 48 x 950	950 x 48 x 950
Colour		-	White	White	White	White

<sup>1</sup> Performances are based on the following design conditions:  
 - Nominal Cooling Capacity: Indoor temperature 27°C DB, 19°C WB, Outdoor temperature 35°C DB  
 - Nominal Heating Capacity: Indoor temperature 20°C DB, Outdoor temperature 7°C DB, 6°C WB  
 - UK Cooling Capacity: Indoor temperature 23°C DB, 16°C WB, Outdoor temperature 30°C DB

<sup>2</sup> For units with capacity up to 12kW: Efficiencies as shown are according to EU No 206/2012 (LOT10) Ecodesign requirements for air conditioners.  
 For units with capacity up to 12kW: Energy labels as shown are according to EU No 626/2011 (LOT10) label classification 2019, on a scale from D to A+++.  
 For units with capacity greater than 12kW: Efficiencies as shown are according to EU No 2016/2281 (LOT 21) Ecodesign requirements for heat pumps/air conditioners.

Accessories

Wireless Remote Controller	Touch Wired Controller	Premium Wired Controller	Wi-Fi Kit
AR-EH03E	MWR-SH11N	MWR-WG00JN	MIM-H04EN
External Room Sensor	Air Purification Panel	Auto Elevation Panel	Motion Detect Sensor
MRW-TA	PC4NUCEAN	PC4NUXMAN	MCR-SMC



# Specifications

Model			Outdoor Indoor	AC120RXADKG/EU AC120RN4DKG/EU	AC120RXADNG/EU AC120RN4DKG/EU	AC140RXADKG/EU AC140RN4DKG/EU	AC140RXADNG/EU AC140RN4DKG/EU
<b>Electrical</b>							
Power Supply	Outdoor	Φ, #, V, Hz	1Φ, 2, 220-240 V, 50 Hz	3Φ, 4, 380-415 V, 50 Hz	1Φ, 2, 220-240 V, 50 Hz	3Φ, 4, 380-415 V, 50 Hz	
	Indoor	Φ, #, V, Hz	1Φ, 2, 220-240 V, 50 Hz	1Φ, 2, 220-240 V, 50 Hz	1Φ, 2, 220-240 V, 50 Hz	1Φ, 2, 220-240 V, 50 Hz	
MCA	System (Outdoor/Indoor)	A	25.0 (24.0 / 1.0)	17.1 (16.1 / 1.0)	33.0 (32.0 / 1.0)	17.1 (16.1 / 1.0)	
MFA	System	A	30.0	20.0	40.0	20.0	
Minimum SSC value	Outdoor	MVA	1.9	2.7	1.9	2.5	
Interconnecting Communication Cable		mm <sup>2</sup>	Screened 0.75-1.5mm <sup>2</sup> , 2 Core, F1 F2 Connection				
<b>Performance<sup>1</sup></b>							
Nominal Cooling Capacity	Total Cooling (Sensible Cooling)	kW	12.0 (8.8)	12.0 (8.8)	13.4 (9.4)	13.4 (9.4)	
UK Cooling Capacity	Total Cooling (Sensible Cooling)	kW	11.4 (8.4)	11.4 (8.4)	12.7 (9.0)	12.7 (9.0)	
Nominal Heating Capacity		kW	13.2	13.2	15.5	15.5	
Operating Temperature Range	Cooling	°C	-15.0 ~ 50.0 °C	-15.0 ~ 50.0 °C	-15.0 ~ 50.0 °C	-15.0 ~ 50.0 °C	
	Heating	°C	-20.0 ~ 24.0 °C	-20.0 ~ 24.0 °C	-20.0 ~ 24.0 °C	-20.0 ~ 24.0 °C	
<b>Energy Efficiency<sup>2</sup></b>							
Rated Efficiency	EER (Nominal Cooling)	W/W	2.60	2.69	2.90	2.90	
	COP (Nominal Heating)	W/W	3.18	3.26	3.16	3.25	
Seasonal Efficiency	SEER / Energy Label	W/W	6.0 / <span style="color: green;">A+</span>	6.0 / <span style="color: green;">A+</span>	6.6	6.6	
	SCOP / Energy Label	W/W	4.0 / <span style="color: green;">A+</span>	4.0 / <span style="color: green;">A+</span>	4.3	4.3	
<b>Air Flow Rate</b>							
Indoor Unit Airflow Rate	H/M/L	l/s	533 / 433 / 333	533 / 433 / 333	533 / 450 / 367	533 / 450 / 367	
Outdoor Unit Airflow Rate		l/s	1,200	1,200	1,833	1,833	
<b>Piping Connections</b>							
Liquid Pipe		ø, mm (inch)	9.52 (3/8)	9.52 (3/8)	9.52 (3/8)	9.52 (3/8)	
Gas Pipe		ø, mm (inch)	15.88 (5/8)	15.88 (5/8)	15.88 (5/8)	15.88 (5/8)	
Drain Pipe		ø, mm	VP-25(OD32, ID25)	VP-25(OD32, ID25)	VP-25(OD32, ID25)	VP-25(OD32, ID25)	
Max Piping Length (Height)		m	50 (30)	50 (30)	75 (30)	75 (30)	
<b>Refrigerant</b>							
Type			R32 (Fluorinated greenhouse gas, GWP=675)				
Factory Charging		kg	2.7	2.7	2.9	2.9	
		tCO <sub>2</sub> e	1.82	1.82	1.96	1.96	
Precharge to		m	30	30	30	30	
Additional Charge		g/m	50	50	50	50	
<b>Sound</b>							
Indoor Sound Pressure Level	H/M/L	dB(A)	45 / 40 / 35	45 / 40 / 35	45 / 41 / 37	45 / 41 / 37	
Indoor Sound Power Level		dB(A)	61	61	61	61	
Outdoor Sound Pressure Level	Cooling / Heating	dB(A)	54 / 56	54 / 56	53 / 54	53 / 54	
Outdoor Sound Power Level		dB(A)	70	70	69	69	
<b>Dimensions</b>							
Net Weight	Indoor Unit/Outdoor Unit	kg	18.0 / 81.0	18.0 / 80.0	20.0 / 91.5	20.0 / 90.5	
Indoor Unit Net Dimensions	W x H x D	mm	840 x 288 x 840	840 x 288 x 840	840 x 288 x 840	840 x 288 x 840	
Outdoor Unit Net Dimensions	W x H x D	mm	940 x 998 x 330	940 x 998 x 330	940 x 1,210 x 330	940 x 1,210 x 330	
<b>Drain Pump</b>							
Max Lifting Height / Displacement		mm / litres/h	750 / 24	750 / 24	750 / 24	750 / 24	
<b>Default Panel (PC4NUFMAN)</b>							
Net Weight		kg	6.3	6.3	6.3	6.3	
Net Dimensions	W x H x D	mm	950 x 48 x 950	950 x 48 x 950	950 x 48 x 950	950 x 48 x 950	
Colour		-	White	White	White	White	

<sup>1</sup> Performances are based on the following design conditions:  
 - Nominal Cooling Capacity: Indoor temperature 27°C DB, 19°C WB, Outdoor temperature 35°C DB  
 - Nominal Heating Capacity: Indoor temperature 20°C DB, Outdoor temperature 7°C DB, 6°C WB  
 - UK Cooling Capacity: Indoor temperature 23°C DB, 16°C WB, Outdoor temperature 30°C DB

<sup>2</sup> For units with capacity up to 12kW: Efficiencies as shown are according to EU No 206/2012 (LOT10) Ecodesign requirements for air conditioners.  
 For units with capacity up to 12kW: Energy labels as shown are according to EU No 626/2011 (LOT10) label classification 2019, on a scale from D to A+++.  
 For units with capacity greater than 12kW: Efficiencies as shown are according to EU No 2016/2281 (LOT 21) Ecodesign requirements for heat pumps/air conditioners.

# WindFree™ 4way Cassette

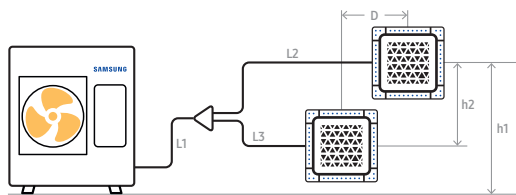
## Multi-Unit Operation (DPM)

Instead of connecting just one indoor unit, users can connect two, three or four indoor units with a single outdoor unit for more efficient cooling and heating. The indoor units operate and are controlled simultaneously as one cycle within the same mode via one remote controller. This system is ideal for spaces requiring multiple indoor units for better temperature and airflow distribution, such as open plan offices or shops.

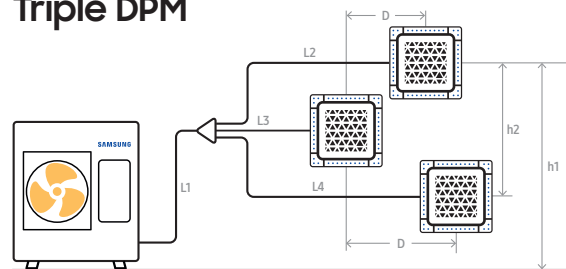
Model			10kW Twin DPM Single Phase	10kW Twin DPM Three Phase	12kW Triple DPM Single Phase	12kW Triple DPM Three Phase
<b>System Composition</b>						
Outdoor Unit			AC100RXADKG/EU	AC100RXADNG/EU	AC120RXADKG/EU	AC120RXADNG/EU
Indoor Unit			AC052RN4DKG/EU X2	AC052RN4DKG/EU X2	AC052RN4DKG/EU X3	AC052RN4DKG/EU X3
Branch Pipe Kit			MXJ-2D2509K	MXJ-2D2509K	MXJ-3D2509K	MXJ-3D2509K
<b>Outdoor Unit Details</b>						
Power Supply	Φ, #, V, Hz		1Φ, 2, 220-240 V, 50 Hz	3Φ, 4, 380-415 V, 50 Hz	1Φ, 2, 220-240 V, 50 Hz	3Φ, 4, 380-415 V, 50 Hz
MCA	A		24.0	16.1	24.0	16.1
MFA	A		30.0	20.0	30.0	20.0
Minimum SSC value	MVA		1.4	2.5	1.9	2.7
Airflow Rate	l/s		1,200	1,200	1,200	1,200
Sound Pressure Level	Cooling / Heating	dB(A)	52 / 54	52 / 54	54 / 56	54 / 56
Sound Power Level		dB(A)	69	69	70	70
Net Weight		kg	75.0	74.0	81.0	80.0
Net Dimensions	WxHxD	mm	940 x 998 x 330	940 x 998 x 330	940 x 998 x 330	940 x 998 x 330
<b>Piping Connections</b>						
Total Pipe Length (all lengths combined)		m	50	50	50	50
Max Main Pipe Length	L1+a+b	m	30	30	30	30
Max Individual Pipe Length After Branch	L2, L3, L4, L5	m	15	15	15	15
Max Pipe Length Difference Between Indoor Units	e.g. L2-L3, (a+L3)-(b+L5)	m	5	5	5	5
Max Distance Between Indoor Units	D	m	10	10	10	10
Max Height Between Indoors And Outdoor	h1	m	30	30	30	30
Max Height Difference Between Indoors	h2	m	0.5	0.5	0.5	0.5
Main Pipe (L1+a+b)	Liquid	ø, mm (inch)	9.52 (3/8)	9.52 (3/8)	9.52 (3/8)	9.52 (3/8)
	Gas	ø, mm (inch)	15.88 (5/8)	15.88 (5/8)	15.88 (5/8)	15.88 (5/8)
Individual Liquid Pipe After Branch (L2, L3, L4, L5)	Liquid	ø, mm (inch)	6.35 (1/4)	6.35 (1/4)	6.35 (1/4)	6.35 (1/4)
	Gas	ø, mm (inch)	12.7 (1/2)	12.7 (1/2)	12.7 (1/2)	12.7 (1/2)
<b>Refrigerant*</b>						
Type			R32 (Fluorinated greenhouse gas, GWP=675)			

\* Additional refrigerant charge for DPM systems is different than single CAC, please consult the relevant installation manual

### Twin DPM



### Triple DPM



# WindFree™ 4way Cassette

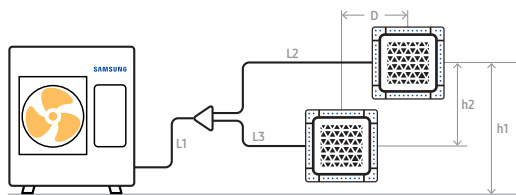
## Multi-Unit Operation (DPM)

Instead of connecting just one indoor unit, users can connect two, three or four indoor units with a single outdoor unit for more efficient cooling and heating. The indoor units operate and are controlled simultaneously as one cycle within the same mode via one remote controller. This system is ideal for spaces requiring multiple indoor units for better temperature and airflow distribution, such as open plan offices or shops.

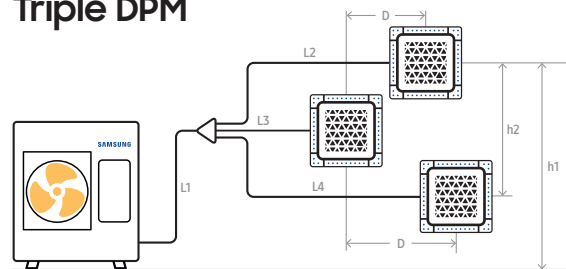
Model			14 kW Twin DPM Single Phase	14kW Twin DPM Three Phase	14kW Triple DPM Single Phase	14kW Triple DPM Three Phase
<b>System Composition</b>						
Outdoor Unit			AC140RXADKG/EU	AC140RXADNG/EU	AC140RXADKG/EU	AC140RXADNG/EU
Indoor Unit			AC071RN4DKG/EU X2	AC071RN4DKG/EU X2	AC052RN4DKG/EU X3	AC052RN4DKG/EU X3
Branch Pipe Kit			MXJ-2D2509K	MXJ-2D2509K	MXJ-3D2509K	MXJ-3D2509K
<b>Outdoor Unit Details</b>						
Power Supply			1Φ, 2, 220–240 V, 50 Hz	3Φ, 4, 380–415 V, 50 Hz	1Φ, 2, 220–240 V, 50 Hz	3Φ, 4, 380–415 V, 50 Hz
MCA			A	16.1	32.0	16.1
MFA			A	20.0	40.0	20.0
Minimum SSC value			MVA	1.9	2.5	1.9
Airflow Rate			l/s	1,833	1,833	1,833
Sound Pressure Level			Cooling / Heating	dB(A)	53 / 54	53 / 54
Sound Power Level				dB(A)	69	69
Net Weight				kg	91.5	90.5
Net Dimensions			WxHxD	mm	940 x 1,210 x 330	940 x 1,210 x 330
<b>Piping Connections</b>						
Total Pipe Length (all lengths combined)			m	75	75	75
Max Main Pipe Length			L1+a+b	m	50	50
Max Individual Pipe Length After Branch			L2, L3, L4, L5	m	15	15
Max Pipe Length Difference Between Indoor Units			e.g. L2-L3, (a+L3)-(b+L5)	m	5	5
Max Distance Between Indoor Units			D	m	10	10
Max Height Between Indoors And Outdoor			h1	m	30	30
Max Height Difference Between Indoors			h2	m	0.5	0.5
Main Pipe (L1+a+b)			Liquid	ø, mm (inch)	9.52 (3/8)	9.52 (3/8)
			Gas	ø, mm (inch)	15.88 (5/8)	15.88 (5/8)
Individual Liquid Pipe After Branch (L2, L3, L4, L5)			Liquid	ø, mm (inch)	6.35 (1/4)	6.35 (1/4)
			Gas	ø, mm (inch)	15.88 (5/8)	12.7 (1/2)
<b>Refrigerant*</b>						
Type			R32 (Fluorinated greenhouse gas, GWP=675)			

\* Additional refrigerant charge for DPM systems is different than single CAC, please consult the relevant installation manual

### Twin DPM



### Triple DPM



# WindFree™ 4way Cassette

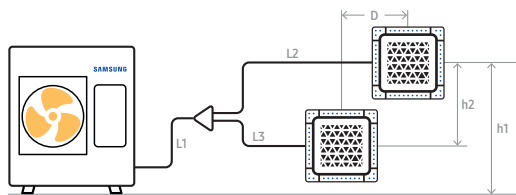
## Multi-Unit Operation (DPM)

Instead of connecting just one indoor unit, users can connect two, three or four indoor units with a single outdoor unit for more efficient cooling and heating. The indoor units operate and are controlled simultaneously as one cycle within the same mode via one remote controller. This system is ideal for spaces requiring multiple indoor units for better temperature and airflow distribution, such as open plan offices or shops.

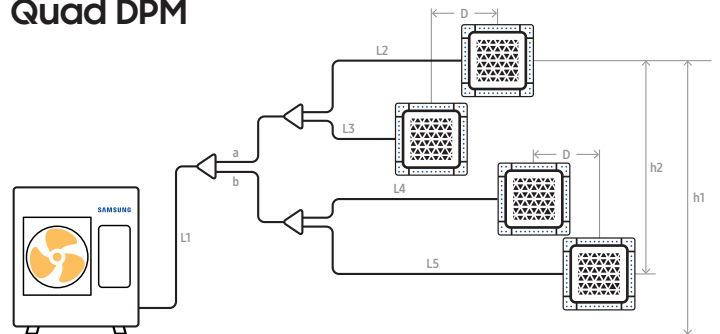
Model			20kW Twin DPM Three Phase	20kW Triple DPM Three Phase	20kW Quad DPM Three Phase	25kW Twin DPM Three Phase	25kW Quad DPM Three Phase
<b>System Composition</b>							
Outdoor Unit			AC200KXAPNH/EU	AC200KXAPNH/EU	AC200KXAPNH/EU	AC250KXAPNH/EU	AC250KXAPNH/EU
Indoor Unit			AC100RN4DKG/EU X2	AC071RN4DKG/EU X3	AC052RN4DKG/EU X4	AC120RN4DKG/EU X2	AC071RN4DKG/EU X4
Branch Pipe Kit			MXJ-2D2509K	MXJ-3D2509K	MXJ-4D2509K	MXJ-2D2509K	MXJ-4D2509K
<b>Outdoor Unit Details</b>							
Power Supply	Φ, #, V, Hz		3Φ, 4, 380–415 V, 50 Hz	3Φ, 4, 380–415 V, 50 Hz	3Φ, 4, 380–415 V, 50 Hz	3Φ, 4, 380–415 V, 50 Hz	3Φ, 4, 380–415 V, 50 Hz
MCA	A		25.0	25.0	25.0	25.0	25.0
MFA	A		31.25	31.25	31.25	31.25	31.25
Minimum SSC value	MVA		2.459	2.459	2.459	4.139	4.139
Airflow Rate	l/s		3,333	3,333	3,333	3,333	3,333
Sound Pressure Level	Cooling / Heating	dB(A)	58 / 60	58 / 60	58 / 60	59 / 61	59 / 61
Sound Power Level		dB(A)	75	75	75	77	77
Net Weight		kg	154.0	154.0	154.0	154.0	154.0
Net Dimensions	WxHxD	mm	940 x 1,630 x 460	940 x 1,630 x 460	940 x 1,630 x 460	940 x 1,630 x 460	940 x 1,630 x 460
<b>Piping Connections</b>							
Total Pipe Length (all lengths combined)		m	75	75	75	75	75
Max Main Pipe Length	L1+a+b	m	75	75	75	75	75
Max Individual Pipe Length After Branch	L2, L3, L4, L5	m	15	15	15	15	15
Max Pipe Length Difference Between Indoor Units	e.g. L2-L3, (a+L3)-(b+L5)	m	5	5	5	5	5
Max Distance Between Indoor Units	D	m	10	10	10	10	10
Max Height Between Indoors And Outdoor	h1	m	30	30	30	30	30
Max Height Difference Between Indoors	h2	m	0.5	0.5	0.5	0.5	0.5
Main Pipe (L1+a+b)	Liquid	ø, mm (inch)	9.52 (3/8)	9.52 (3/8)	9.52 (3/8)	9.52 (3/8)	9.52 (3/8)
	Gas	ø, mm (inch)	19.05 (3/4)	19.05 (3/4)	19.05 (3/4)	22.22 (7/8)	22.22 (7/8)
Individual Liquid Pipe After Branch (L2, L3, L4, L5)	Liquid	ø, mm (inch)	9.52 (3/8)	6.35 (1/4)	6.35 (1/4)	9.52 (3/8)	6.35 (1/4)
	Gas	ø, mm (inch)	15.88 (5/8)	15.88 (5/8)	12.7 (1/2)	15.88 (5/8)	15.88 (5/8)
<b>Refrigerant*</b>							
Type			R410A (Fluorinated greenhouse gas, GWP=2088)				

\* Additional refrigerant charge for DPM systems is different than single CAC, please consult the relevant installation manual

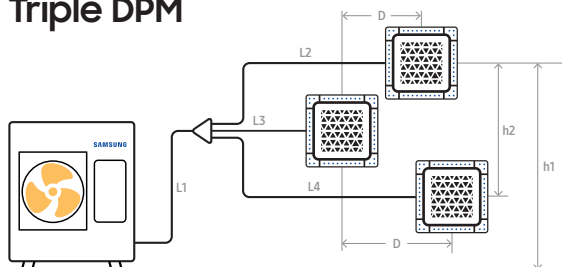
### Twin DPM



### Quad DPM



### Triple DPM



Copyright © 2023 Samsung Electronics Air Conditioner Europe B.V. All rights reserved. Samsung is a registered trademark of Samsung Electronics Co., Ltd. Specifications and designs are subject to change without notice and may include preliminary information. Non-metric weights and measurements are approximate. All data was deemed correct at the time of creation. Samsung is not liable for errors or omissions. Some images may be digitally altered. All brand, product, service names and logos are trademarks and/or registered trademarks of their respective owners and are hereby recognised and acknowledged.

**Samsung Electronics Air Conditioner Europe B.V.**  
Evert van de Beekstraat 310, 1118 CX Schiphol  
P.O. Box 75810, 1118 ZZ Schiphol  
+31 (0)8 81 41 61 00  
The Netherlands